

FELLOWSHIP ACADEMY

*"Since, then, you have been raised with Christ,
set your hearts on things above,
where Christ is, seated at the
right hand of God.*

*Set your minds on things above,
not on earthly things.*

*For you died, and your life is now
hidden with Christ in God."*

Colossians 3:1-3





FELLOWSHIP ACADEMY

The logo is a white rounded rectangle with a black border, centered on a background of black and white confetti. The text 'FELLOWSHIP ACADEMY' is in a blue, hand-drawn font. Below it is a thin black horizontal line. Below the line is the text '2023-2024' in the same blue font. Another thin black horizontal line is at the bottom of the rectangle.

2023-2024

CORE ACADEMIC STAFF 23-24

Davida Mussey
Kindergarten



Dawn Brindley
First Grade



Terri DuBois
Second / Third Grade



Theresa Folkerts
Fourth Grade



Melanie VanDerStoep
Fifth / Sixth Grade




Lauren Smith
Math



Robyn Thompson
Social Studies



Lee Hendrick
Bible



Karmin Gaytan
Science



Annette Stewart
English



ELECTIVE STAFF 23-24

Randy Jarvis
Elem. PE



Dawn Brindley
PE & K-2 STEM



Terri DuBois
Public Speaking



Theresa Folkerts
STEM 3-5



Melanie VanDerStoep
Music & Art 6-10




Lauren Smith
Elem Art



Thad Thompson
Computers



Rex Fortner
Entrupeneuer



Shannon Svatek
Drama K-2



Annette Stewart
Theater 6-10



AFTERNOON PICK UP LINE

Goal is to make Morning Drop Off and Afternoon Pick Up safe for our students and families.

Pick up line will enter from 1869 and circle around the back of the lot.

Students will wait under the big tree and enter the cars there.

Parent who wish to enter from the Loop road or who want to let their students play may park in the lot in front of the church and walk around to get their student.



MORNING DROP OFF

Goal is to make Morning Drop Off and Afternoon Pick Up safe for our students and families.

Drop off will be handled the same way except parents who wish to park may escort their student up to class thorough the front door.



GRADELINK QUICK REVIEW

- Newsletters
- Grades
- Schedules
- Assignmnets
- Calendar
- Alerts

The screenshot shows a web browser window with the URL <https://secure.gradelink.com/gradelink>. The page has a dark blue header with the Gradelink logo. The main content area is white and contains a login form. On the left side of the form, there is a quote: "Tell me, I forget; show me, I remember; involve me, I understand." - Old Chinese Proverb. The login form includes fields for School ID (3172), Username, and Password. Below the password field, there is a "Remember me" checkbox and a "Forgot Password" link. A "Log In" button is located to the right of the password field. Below the login form, there is a "Sign in with Google" button. At the bottom of the page, there are links for "Terms of Service", "Services Privacy Policy", "Contact", and "Gradelink Homepage". The browser's address bar shows several open tabs, including "Gradelir", "Inbox", "SCHOO", "SCHED", "2022-2", "free ten", "Home", "Fellows", "(31 unri", "Amazon", "schlotz", and "Gradelir". The Windows taskbar at the bottom shows the date and time as 12:03 PM on 8/22/2022, along with various system icons and application icons.

Gradelink

"Tell me, I forget; show me, I remember; involve me, I understand."
- Old Chinese Proverb

School ID:
3172
Fellowship Academy

Username:
[Input Field]

Password:
[Input Field]

☐ Remember me [Forgot Password](#)

[Log In](#)

[Sign in with Google](#)

[Terms of Service](#) • [Services Privacy Policy](#) • [Contact](#) • [Gradelink Homepage](#)

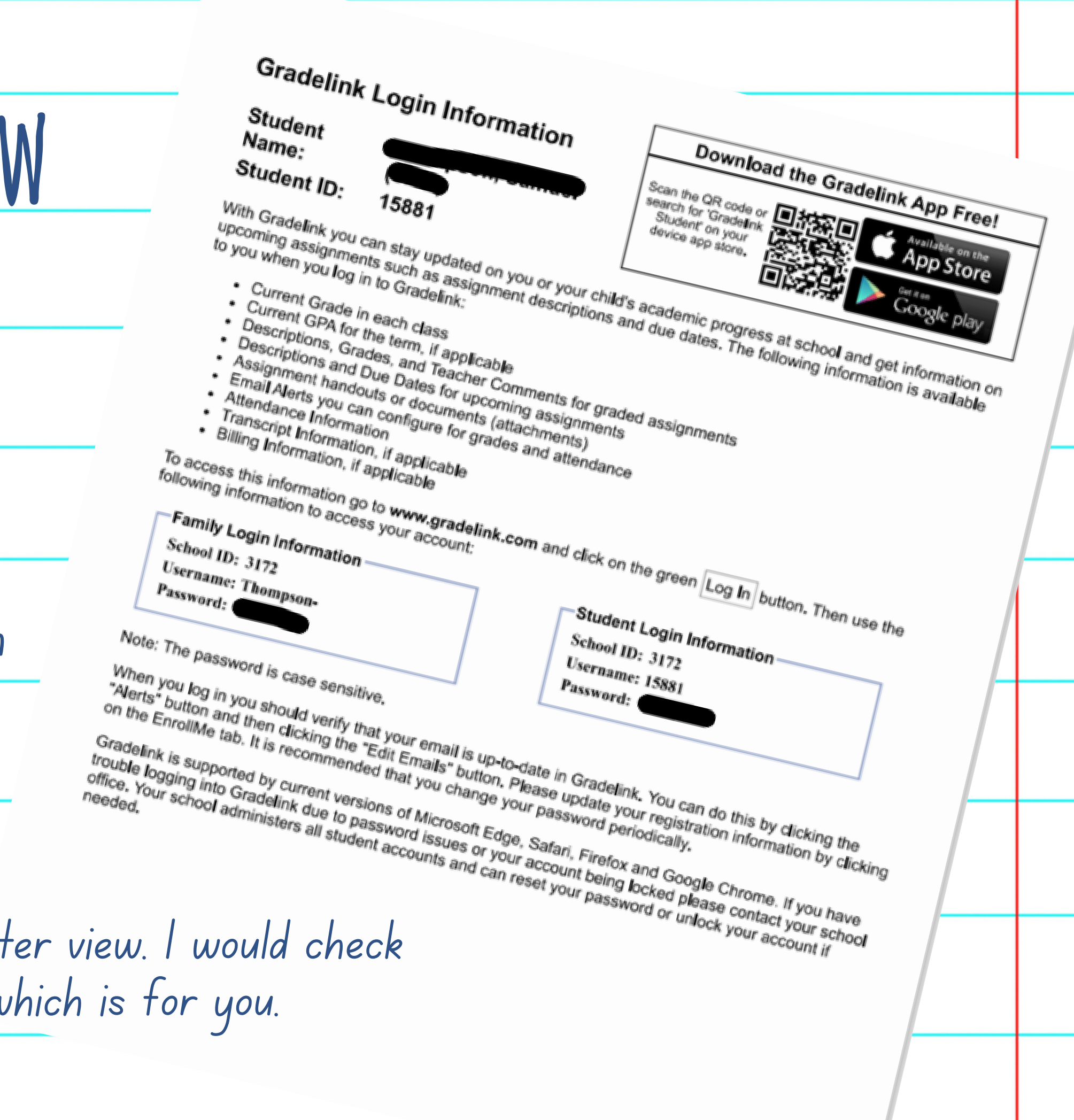
GRADELINK QUICK REVIEW

Gradelink Login Information Sheet can be found in your student packet.

Student Login is specific to that student.

Family Login allows you to toggle between students.

The App view is very different than the computer view. I would check them out side by side before you decide which is for you.



Main screen is the School News page showing the current newsletters.

Previous Newsletters can be accessed here.

Useful links like
Absence Notification
or
Scholtzsky's Orders
are on every newsletter.

The screenshot shows the Gradelink website interface. The top navigation bar includes 'Gradelink', 'School News', and 'Teacher Pages'. A dropdown menu for 'August 1 Newsletter' is open. The main content area displays the 'Fellowship Academy Newsletter' for August. It includes a 'Welcome Back!' message, a list of 'Upcoming events' (Aug 9-10 Benchmark Testing, Aug 14 Back To School Night, Aug 15 First Day of School, Sep 4 Labor Day - No School, Sep 25-28 Parent Conferences, Oct 12 End of 1st Quarter, Oct 19 Report Cards Posted, Oct 31 Character Day), and a section for 'Useful Links' (Absence Notification, Schlotzsky Order Form). Handwritten orange arrows point from the text annotations to the 'August 1 Newsletter' dropdown, the 'Welcome Back!' message, the 'Useful Links' section, and the 'Absence Notification' link.

Gradelink School News Teacher Pages

Now viewing: Zander

Communicate August 1 Newsletter

Calendar Schedule Gradelink Assignments Transcript Alerts Discipline

Get Mobile App

Fellowship Academy Newsletter

August

Welcome Back!

I hope you all have had a wonderful summer. Staff at Fellowship has been getting ready for this next school year. I am excited to welcome all the new students and families that have joined our community and I can't wait to catch up with our returning students and families.

It has been a busy summer. Our playground is finished. The basketball courts are making progress and should be done soon. The classrooms are getting set up. The teachers are beginning to get plans in place. I know this is going to be a great year.

Please reach out to me with any questions you have.
Shannon - Shannon@FellowshipLAHS.com
Monica - FAAdmin@FellowshipLAHS.com

Benchmark Testing for New Students - August 9th-10th - 9:00-10:00

All new students to Fellowship Academy need to complete benchmark testing. The goal is for the test to last around an hour for upper grade students and 30 minutes for the lower grade students. Kinders will be tested by a staff member. Only students taking core courses need to be tested. Elective students do not need testing.

Please sign up for a time slot using this link:
<https://www.signupgenius.com/go/70A0845ABAC2CAAFE3-testing>

Upcoming events

Aug 9-10	Benchmark Testing 9:00-1:00
Aug 14	Back To School Night 5:30-7:30
Aug 15	First Day of School 8:15 start
Sep 4	Labor Day - No School
Sep 25-28	Parent Conferences (Optional)
Oct 12	End of 1 st Quarter
Oct 19	Report Cards Posted
Oct 31	Character Day

Useful Links

Absence Notification
<https://forms.gle/M4tnSQkGfXmryAtNA>

Schlotzsky Order Form
<https://forms.gle/sJYTzZuDQHxRBEA8>

97°F Clear

Calendar Page will
give you an
overview of the
assignments.

To get the full
details of an
assignment, you
must click into the
assignment.

The screenshot shows the Gradelink web application interface. The top navigation bar includes the Gradelink logo and a user profile for 'Zander'. The main content area displays a calendar for August 2023. On the left, there is a sidebar with navigation links: Communicate, Calendar, Schedule, Grades, Assignments, Transcript, Alerts, and Discipline. Below these links is a 'Get Mobile App' button. The calendar grid shows events for the month of August. A large orange arrow points from the bottom left towards the calendar grid.

Calendar(s)

- Teacher Calendars (9)**
 - ☒ ANNETTE STEWART
 - ☒ DAWN BRINDLEY
 - ☒ KARMIN GAYTAN
 - ☒ LAUREN SMITH
 - ☒ LEE HENDRICK
 - ☒ MELANIE VANDER STOEP
 - ☒ REX FORTNER
 - ☒ ROBYN THOMPSON
 - ☒ THAD THOMPSON
- Course Calendars (2)**
 - ☒ Show Assignments
 - ☒ PE 6-10 (1)
 - ☒ SOCIAL STUDIES 7/8 (2)
- Public Calendar**
 - ☒ Non-School Day
 - ☒ General

Calendar Grid (August 2023):

Sun	Mon	Tue	Wed	Thu	Fri	Sat
30	31	1	2	3	4	5
6	7	8	9	10	11	12
13	14	15	16	17	18	19
20	21	22	23	24	25	26
27	28	29	30	31	1	2
3	4	5	6	7	8	9

Events:

- 5:30p Meet the Teacher** (Monday, August 14)
- 8a First Day of School** (Tuesday, August 15)
- Lesson 2** (Wednesday, August 16)
- Lesson 3** (Thursday, August 17)
- CREATE A MAP** (Friday, August 18)
- WORLD MAP TEST** (Monday, August 21)

System Information:

- Weather: 94°F Clear
- Time: 9:52 PM 8/10/2023

Select *View Details*
to get go to the
assignment page.

The screenshot shows the Gradelink web application interface. The browser address bar displays <https://secure.gradelink.com/3172/gradelink>. The user is logged in as 'Zander'. The main calendar view is for August 2023. A pop-up window for 'WORLD MAP TEST' is displayed over the calendar date August 10. The pop-up contains the following information:

- Calendar: SOCIAL STUDIES 7/8 (2)
- Date Assigned: Aug 21
- Due Date: Aug 21
- An assessment of the world map (geographic features from p.13 Student Activities book). Map from page 14.
- A [View Details](#) link.

A large yellow arrow points from the bottom of the screen towards the 'View Details' link in the pop-up. The left sidebar contains navigation links: Communicate, Calendar, Schedule, Grades, Assignments, Transcript, Alerts, and Discipline. The bottom of the sidebar lists 'Teacher Calendars (9)' with names like ANNETTE STEWART, DAWN BRINDLEY, etc., and 'Course Calendars (2)' with 'PE 6-10 (1)' and 'SOCIAL STUDIES 7/8 (2)'. The bottom of the screen shows a Windows taskbar with various application icons and a system clock indicating 9:57 PM on 8/10/2023.

Select *Description*
or *Attachments* to
get more
information

The screenshot shows a web browser window with the Gradelink website. The browser's address bar displays the URL <https://secure.gradelink.com/3172/gradelink>. The website's header includes the Gradelink logo and a user profile section indicating 'Now viewing: Zander'. A left-hand navigation menu contains links for 'Communicate', 'Calendar', 'Schedule', 'Grades', 'Assignments', 'Transcript', 'Alerts', and 'Discipline'. Below this menu is a 'Get Mobile App' button. The main content area is titled 'WORLD MAP TEST' and features three tabs: 'Details', 'Description', and 'Attachments'. The 'Details' tab is currently selected, displaying the following information:

Assignment Title:	WORLD MAP TEST
Date Assigned:	08/21/2023
Due Date:	08/21/2023
Assignment Type:	ASSESSMENTS - 10.00%
Actual Weight:	10%
Curve:	0%
Extra Credit:	No

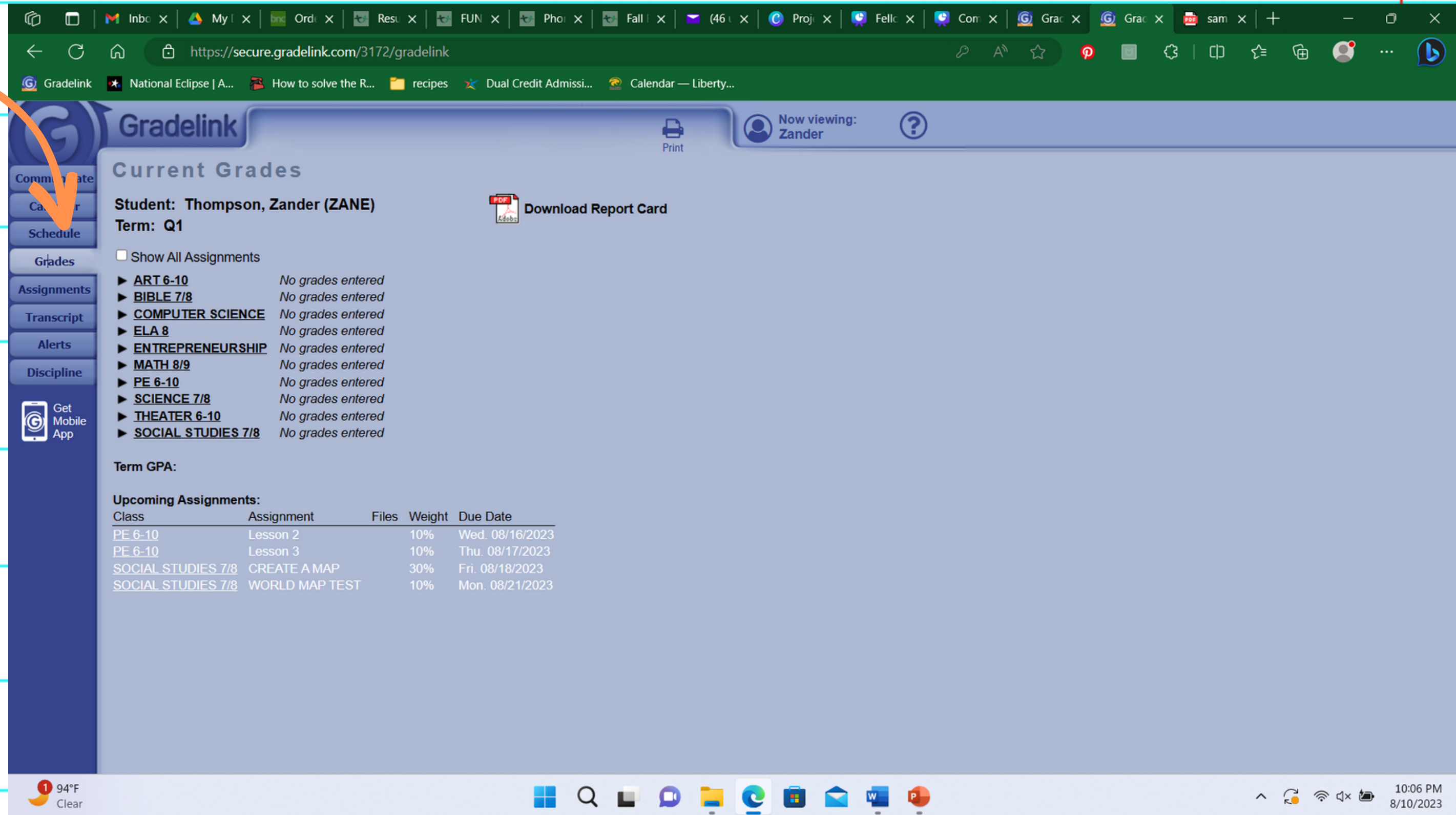
An orange arrow is drawn over the 'Description' tab, pointing towards the 'Details' tab, indicating the instruction to select a tab for more information.

The Windows taskbar at the bottom shows the system clock as 9:59 PM on 8/10/2023, along with weather information (94°F Clear) and various application icons.

Grades Tab

You can see an overview of grades and a list of upcoming assignments.

If you click on a class, it will take you to that class assignment page.



The screenshot shows the Gradelink website interface. The sidebar on the left has the 'Grades' tab selected, indicated by an orange arrow. The main content area is titled 'Current Grades' and shows the student's name 'Thompson, Zander (ZANE)' and the term 'Q1'. A 'Download Report Card' button is visible. Below this, there is a list of classes with their respective grades, all showing 'No grades entered'. At the bottom, there is a section for 'Upcoming Assignments' with a table listing classes, assignments, weights, and due dates.

Class	Assignment	Files	Weight	Due Date
PE 6-10	Lesson 2		10%	Wed. 08/16/2023
PE 6-10	Lesson 3		10%	Thu. 08/17/2023
SOCIAL STUDIES 7/8	CREATE A MAP		30%	Fri. 08/18/2023
SOCIAL STUDIES 7/8	WORLD MAP TEST		10%	Mon. 08/21/2023

Assignments Tab

You can see assignment only for the selected class.

Change the class using the drop down box at the top.

The screenshot shows the Gradelink interface. At the top, there's a navigation bar with the Gradelink logo and a dropdown menu for the teacher's class, currently set to "SOCIAL STUDIES 7/8". Below this, the "Assignments" section is displayed. It includes a table with columns for Assignment Title, Date Assigned, Date Due, Weight, Points, Grades, Files, and Comments. Two assignments are listed: "CREATE A MAP" and "WORLD MAP TEST". A legend for grade codes (IC=Incomplete, EX=Excused, AB=Absent) is also present. An orange arrow points to the class selection dropdown menu at the top of the page.

Assignment Title	Date Assigned	Date Due	Weight	Points	Grades	Files	Comments
CREATE A MAP	Fri. 08/18/2023	Fri. 08/18/2023	30%		Not Graded		
WORLD MAP TEST	Mon. 08/21/2023	Mon. 08/21/2023	10%		Not Graded		

Grade Code Legend: IC=Incomplete EX=Excused AB=Absent

Assignments Tab

Clicking on an assignment will take you to the assignment page.

Select *Description* or *Attachments* to get more information

Gradelink Teacher: ROBYN THOMPSON SOCIAL STUDIES 7/8

Back

CREATE A MAP

Details Description Attachments

Assignment Title: CREATE A MAP

Date Assigned: 08/18/2023

Due Date: 08/18/2023

Assignment Type: HOMEWORK - 30.00%

Actual Weight: 30%

Curve: 0%

Extra Credit: No

94°F Clear 10:13 PM 8/10/2023

Assignments Tab

Clicking on an assignment will take you to the assignment page.

Select *Description* or *Attachments* to get more information

The screenshot shows a web browser window with the Gradelink website. The browser's address bar displays the URL <https://secure.gradelink.com/3172/gradelink>. The website's header includes the Gradelink logo, the teacher's name "Teacher: ROBYN THOMPSON", and a dropdown menu for "SOCIAL STUDIES 7/8". A "Print" button is also visible. On the left side, there is a vertical navigation menu with buttons for "Communicate", "Calendar", "Schedule", "Grades", "Assignments", "Transcript", "Alerts", and "Discipline". Below these buttons is a "Get Mobile App" button. The main content area shows the "WORLD MAP TEST" assignment. It has three tabs: "Details", "Description", and "Attachments". The "Description" tab is currently selected, showing the text: "An assessment of the world map (geographic features from p.13 Student Activities book). Map from page 14." The bottom of the screen shows a Windows taskbar with various application icons and a system tray indicating the time as 10:44 PM on 8/10/2023.

The Alerts tab allows you to customize when the system contacts you about your student's performance.

The screenshot shows a web browser window with the Gradelink interface. The browser's address bar displays the URL <https://secure.gradelink.com/3172/gradelink>. The page header identifies the user as 'Teacher: ROBYN THOMPSON' and the class as 'SOCIAL STUDIES 7/8'. A sidebar on the left contains navigation links: Communicate, Calendar, Schedule, Grades, Assignments, Transcript, Alerts (which is highlighted), and Discipline. Below the sidebar is a 'Get Mobile App' button. The main content area is titled 'Email Alerts' and is divided into two sections: 'Positive Alerts' and 'Negative Alerts'. Under 'Positive Alerts', there are two checkboxes: 'Email me when the average Grade is A+ or higher in this class.' and 'Email me when a Grade of A+ or higher is entered for this class.' Under 'Negative Alerts', there are two checkboxes: 'Email me when the average Grade is A+ or lower in this class.' and 'Email me when a Grade of A+ or lower is entered for this class.*'. A note below the negative alerts states '* Excludes Extra Credit Assignments and Assignments with no Weight'. At the bottom of the settings, there is a 'Submit Changes' button, a checkbox for 'Apply these settings to all of Zander's classes.', and a text line 'The Alerts will be sent to the following email addresses:'. Below this is an 'Edit Email Addresses' button. The Windows taskbar at the bottom shows the system clock as 10:15 PM on 8/10/2023, along with weather information (94°F Clear) and various application icons.

YouTube.com

Gradelink posts
training videos on
YouTube to help
parents.

Browser tabs: Inbox, My Drive, Order C, Results, FUN Ba, Phonics, Fall Bra, (48 unr, Project, Fellows, Home, Compo, Gradelink, Gradelink, Gra x, sa

Address bar: <https://www.youtube.com/watch?v=WNWp0eVyE24>

Browser bookmarks: Gradelink, National Eclipse | A..., How to solve the R..., recipes, Dual Credit Admissi..., Calendar — Liberty...

YouTube search bar: gradelink for parents

Video player: Gradelink logo, login form (School ID: 1856, Username: DRB14815, Password: *****, Log In button), quote: "Those who cannot remember the past are condemned to repeat it." - George Santayana

Video title: Gradelink Help video for parents and students

Channel: Daniel Bonner, 8 subscribers, Subscribe button


Engagement: 0 likes, 0 dislikes, Share, Download, Clip, ...

Stats: 247 views, 3 years ago, Uses of Gradelink for parents and students ...more

Taskbar: 94°F Clear, Windows Start button, Search, Task View, Microsoft Edge, File Explorer, Outlook, Word, PowerPoint

Recommended videos sidebar:

- Guardians of the Galaxy Vol. 3 Pitch Meeting (5:20, 1.2M views)
- STUDENT/PARENT TUTORIAL (5:44, 10K views)
- Life Vest Boomerang (5:45, 38M views)
- Honest Trailers (6:54, 1M views)
- Explore The Solar System (4:41, 1.7M views)
- Ted Lasso Missed (10:50, 859K views)



Lunch

11:50-12:20 Secondary

12:00-12:30 Elementary

Schlotzskys

Buy a gift card from Schlotzsky's local store.
Write your student's name on the card and request the
card be added to the Fellowship Basket.

Paper or Online orders are due by 3:45pm on
WEDNESDAY.



*We are looking
forward to a
great school
year!*